

SAMMYS®

Anchors for Concrete

*Installs into
Concrete Structures
Easily and Quickly!*

*Available
in Vertical*



VERTICAL MOUNT

DESCRIPTION/SUGGESTED SPECIFICATIONS


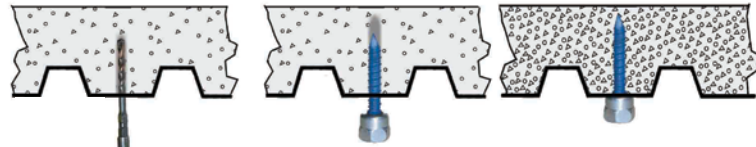
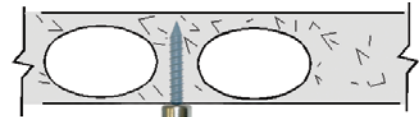
Tapcon Sammy Screw—

The Concrete Sammy is made using 5/16" Tapcon® Concrete Screws, perfect for Hanging Sprinklers, Pipes, Electrical Fixture or HVAC Equipment to cast in place concrete, precast concrete, and open web joist. The Concrete Sammy is available in vertical mount to accommodate all fastening situations.

ADVANTAGES

Sammy's for Concrete Product Features

- Easy two step process (Drill hole & drive Sammy concrete anchor).
- 1/4" pre-drilled pilot hole required.
- Concrete Installation Tool available for a one tool installation process.



SAMMYS®

ITW Construction Products 

Call our toll free number 800-387-9692 or visit www.itwconstruction.ca for general information.

APPLICATIONS



- Sprinkler Systems
- Pipes/Plumbing
- Electrical Lighting and Fixtures
- HVAC Equipment and Fixtures



APPROVALS

See Selection Chart for items with approvals.

**INSTALLATION INSTRUCTIONS
VERTICAL MOUNT**



1. Using an SDS 250 carbide tip bit or a HEX RECEIVER with a #250 carbide tip bit, pre-drill the concrete member to a depth of 2" with an electric impact/drill set on impact mode.
2. After pre-drilling has been completed, install the SLEEVE TOOL over the bit (the bit should remain in the drill), and insert the #14 (black) nut driver (p/n 8113910) into the opposite end.
3. Insert the concrete screw into the nut driver.
4. Place tip of screw into the pre-drilled hole, turn impact/drill unit to drill mode and begin insertion. When the nut driver spins free on the screw, installation is complete. Stop and remove drill.
5. The concrete screw is ready to receive 1/4", 3/8", 1/2", or metric all thread rod or bolt stock. (#14SW red nut driver used with 1/2" screw)

NOTE: Use a 1200 maximum RPM drill for installation.

NOTE: Do not install concrete screws while the drill unit is in impact mode — doing so will destroy the pullout factor of the screw.

SELECTION CHART

SAMMYS Vertical Mount



■ Part # 8113910

■ Part # 8114910



ROD SIZE	PART NUMBER	MODEL	DESCRIPTION	ULTIMATE PULLOUT (LBS)	FM APPROVED	TEST LOAD (LBS)	BOX QTY	CASE QTY	NUT DRIVE
3/8"	8059957	CST 20	5/16 x 1-3/4"	2400	1475	25	125	Part # 8113910	